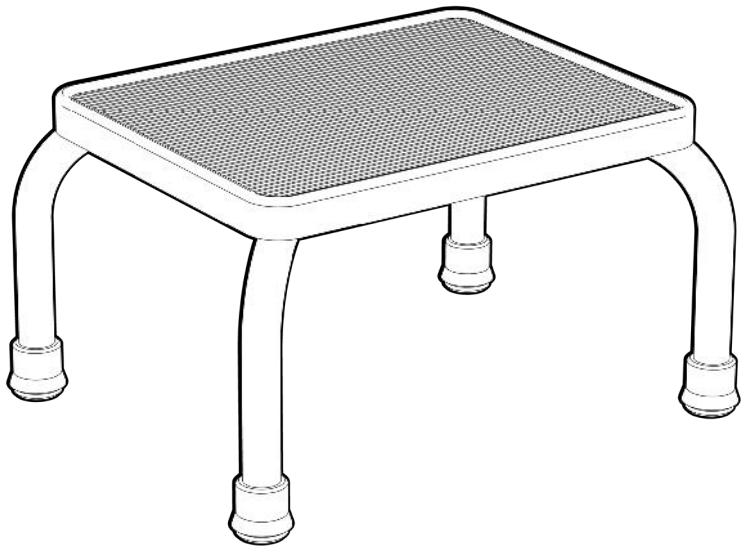


BASICS

by REDGUM

STEP

B68S



USER MANUAL

Please read and keep these instructions

BASICS

by REDGUM

BASICS by Redgum owns the **copyright** to the **Step** user manual.
Any information contained in this user manual shall not be photocopied, reproduced or translated into any other languages without the prior written consent of **BASICS by Redgum**.

BASICS by Redgum strives to provide the highest quality products possible.
Product is subject to change without notice.

© Copyright **BASICS by Redgum** 2021

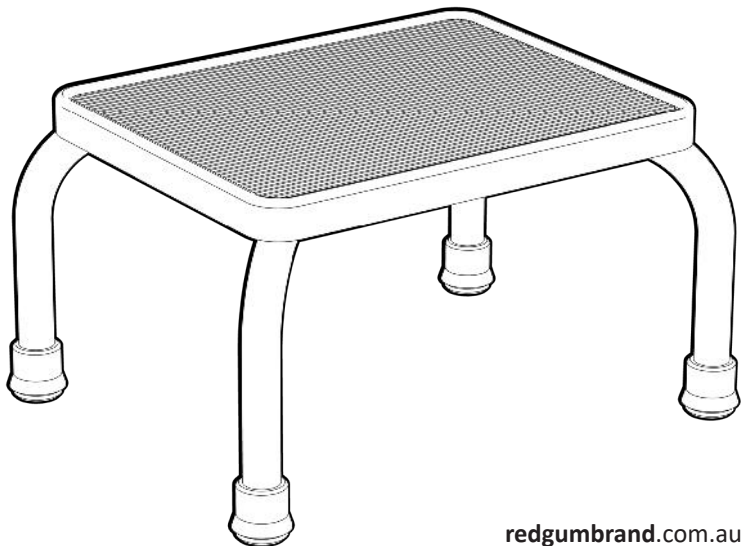


BASICS by Redgum is part of **FOR-DE Group Pty Ltd**

redgumbrand.com.au

CONTENTS

1. **INTRODUCTION** - INTENDED USE
2. **PRODUCT OVERVIEW** - FEATURES / SPECIFICATIONS
3. **ASSEMBLY** - UNPACK and INSPECT SUPPLIED PARTS
4. **ASSEMBLY** - LEG ATTACHMENT
5. **USAGE GUIDELINES** - DO's + DON'Ts
6. **PRODUCT CARE** - INSPECTIONS / CLEANING
7. **WARRANTY**
8. **BASICS by Redgum** - PRODUCT RANGE



INTRODUCTION

Thank you for purchasing this quality **BASICS by Redgum** product.

If you have any issues or questions about the **Step** please contact your supplier or **BASICS by Redgum** direct:

T: +61 8 9248 4180

E: sales@for-de.com.au

A: 1 Business Way, Malaga Western Australia 6090

INTENDED USE

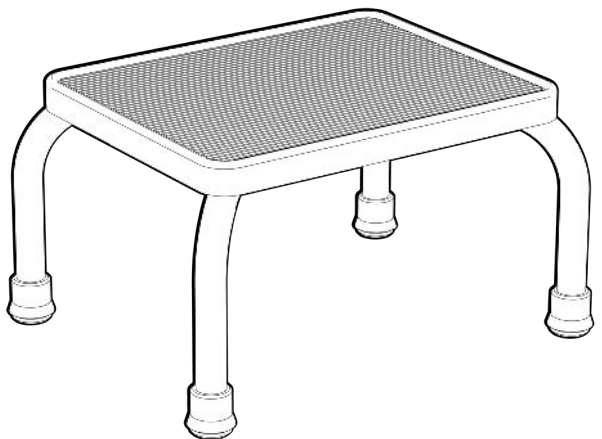
This product has limitations and should be used in accordance to these guidelines. Failure to follow these guidelines may result in damage to the product and injury to the user. It is the responsibility of the user to ensure the suitability of this product for its intended use. The user should consult their appropriate healthcare professional if unsure of the correct product usage for their unique circumstances.

Only use the Step for its intended purpose which is as a raised horizontal surface on which to stand on to elevate a person.

Refer to usage guideline page for information on how to use the Step in a safe manner.

IMPORTANT NOTE

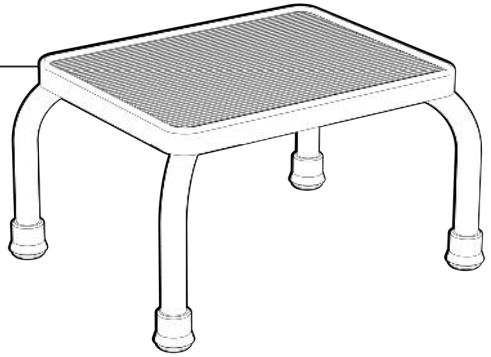
This equipment **MUST** be assembled for use by a competent person.



PRODUCT OVERVIEW

FEATURES

- Stable standing platform
- Great independent living aid
- Strong lightweight construction
- Slip resistant rubber surface on platform
- Non marking slip resistant rubber leg tips
- Easy to assemble
- Can be flat packed for transit or storage



SPECIFICATIONS (All dimensions shown are nominal)

Overall:

420mm (W)

335mm (D)

230mm (H)

Platform:

360mm (W)

285mm (D)

Product Weight: **2.7kg**

Maximum User Weight: **136kg**

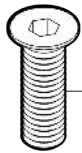
Please contact **BASICS by Redgum**
if you would like any further information
on the Step.



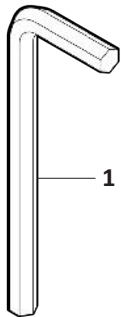
ASSEMBLY- UNPACK and INSPECT SUPPLIED PARTS

Ensure you have been supplied with the following parts:

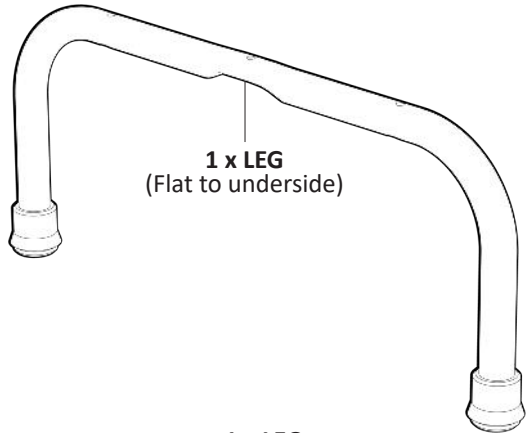
We recommend that you visually inspect the Step parts prior to assembly:



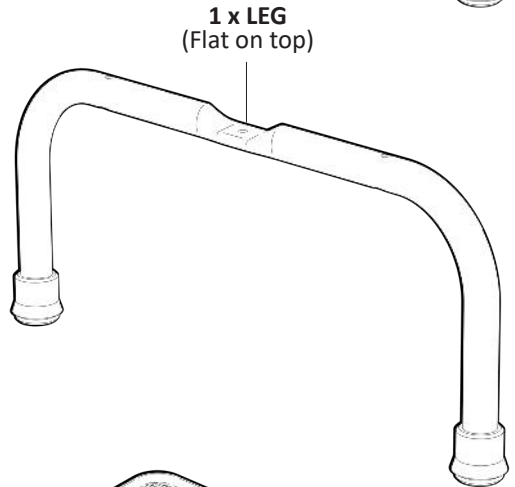
5 x BOLT
(Not to scale)



1 x ALLEN KEY
(Not to scale)




1 x LEG
(Flat to underside)



1 x LEG
(Flat on top)

1 x PLATFORM



IMPORTANT NOTE:

If you see any damage ,suspect a fault or are missing parts **DO NOT ASSEMBLE THE PRODUCT** and contact your supplier for support.

ASSEMBLY- LEG ATTACHMENT

The Step requires assembly prior to use.

Please follow these steps:

1. Lay the platform upside down.
(Rubber surface facing down)

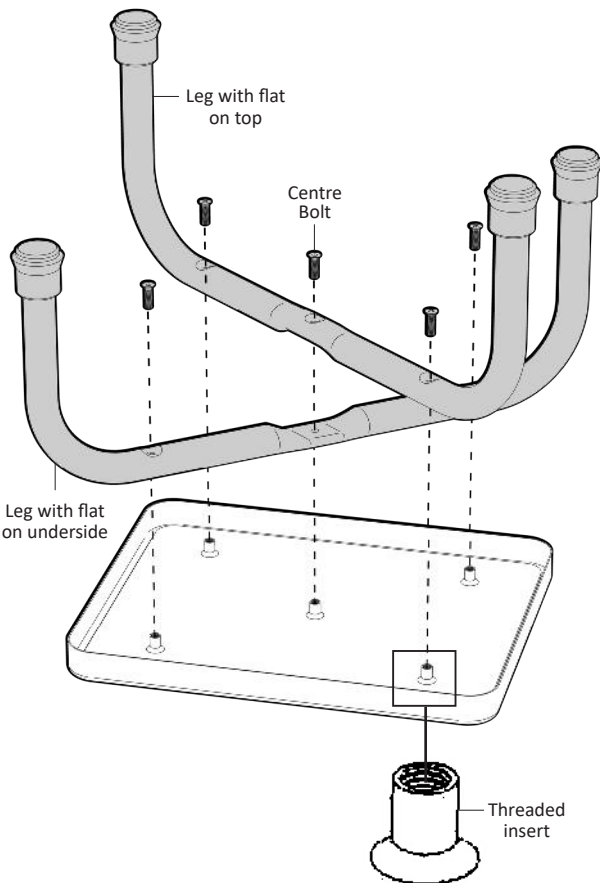
2. Locate the **leg with flat to underside** onto platform.
Line up holes in leg with threaded inserts on platform
(Line up Leg with No. 2 stamped on tube with No. 2 sticker on platform)

3. Locate the **leg with flat on top** onto platform.
Line up holes in leg with threaded inserts on platform.
(Line up Leg with No. 1 stamped on tube with No. 1 sticker on platform)

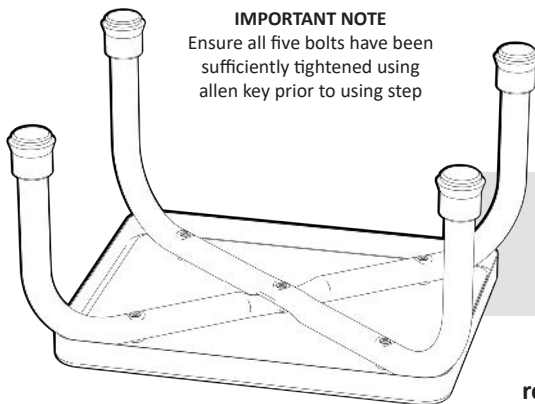
4. Using your hand screw centre bolt into place.

5. Using your hand screw other bolts into place.

6. Using Allen key tighten all bolts.



IMPORTANT NOTE
Ensure all five bolts have been sufficiently tightened using allen key prior to using step



Turn Step over onto its feet.
Step is now ready to use.

USAGE GUIDELINES - DO's + DON'TS

Please follow these guidelines to get the optimal benefit from the Step.

Failure to follow these guidelines may result in damage to the Step and put the user at risk.

The Step is designed to take **136kg Maximum Load**. Do not overload the Step!

Periodically inspect to the Step prior to use to ensure it is in good working order (Refer to page 6).

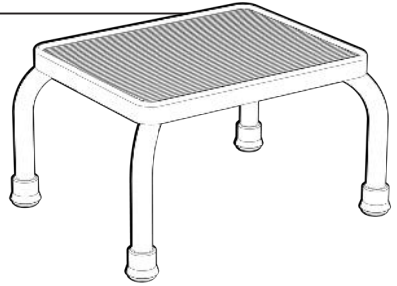
Always use the Step on level and stable ground.

Always position both feet centrally on the step.

Please take extra care when getting on and off the Step. If possible always maintain three points of contact.

NEVER stand on the Step with one foot to gain extra reach. Use an appropriate double step or ladder.

If you have any issues or questions about the Step please contact your supplier or BASICS by Redgum direct.



PRODUCT CARE - INSPECTIONS / CLEANING

INSPECTIONS

We suggest that the Step is visually checked periodically for signs of damage or wear prior to use. Overall check the following:

- Frame has no distortion
- Leg tips are not damaged or worn
- Rubber mat on platform is flat and even.

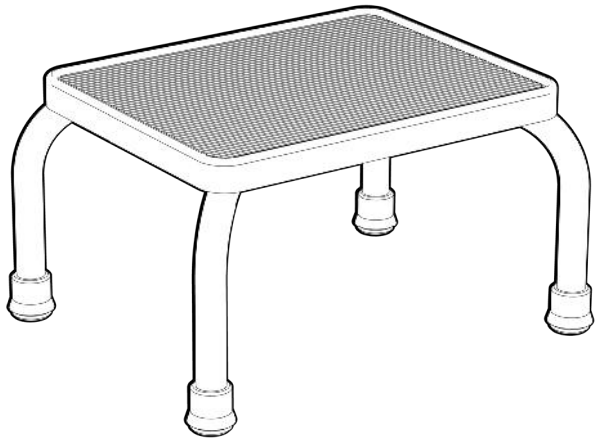


Withdraw the Step immediately if you suspect damage or any other fault. If in any doubt, please do not issue or use, but immediately contact your supplier for service support.

CLEANING

Clean the Step using a non-abrasive cleaner or mild detergent with a soft cloth.

Abrasive cleaners or abrasive cleaning pads could damage the Step and should not be used.



If you have any issues or questions about the Step please contact your supplier or BASICS by Redgum direct.

WARRANTY

The BASICS by Redgum:

B68S - STEP

is covered by a **12 Month Warranty** from the date of purchase.

If the product has any manufacturing faults during this period contact the place of purchase for assessment. Failures as a result of **ACCIDENTAL MISUSE, MODIFICATION OR WEAR AND TEAR ARE NOT COVERED BY THIS WARRANTY.**

Our goods come with guarantees that cannot be excluded under the Australian Consumer Law. You are entitled to a replacement part for a major failure and for compensation for any other reasonably foreseeable loss or damage. You are entitled to have the goods repaired or replaced if the goods fail to be of acceptable quality and failure does not amount to major failure.

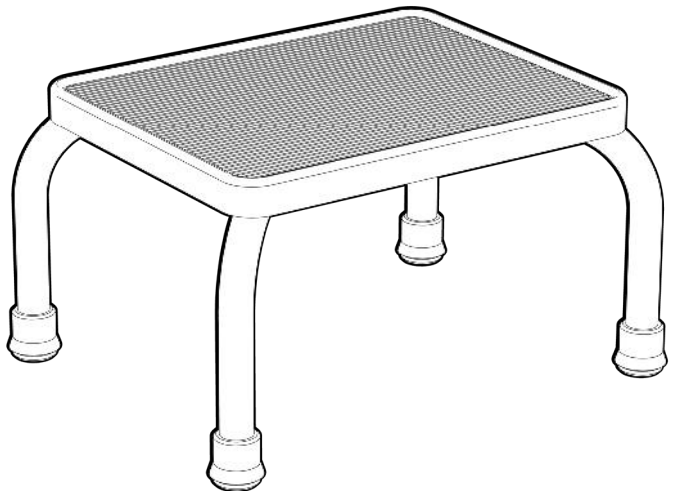
If you have any issues or questions about the Step please contact your supplier or BASICS by Redgum direct on:

T: +61 8 9248 4180

E: sales@for-de.com.au

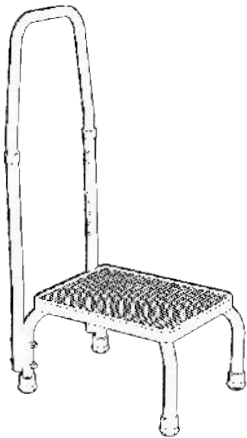
A: 1 Business Way, Malaga
Western Australia 6090

**Please keep this
User Manual
in a safe place
for future reference.**

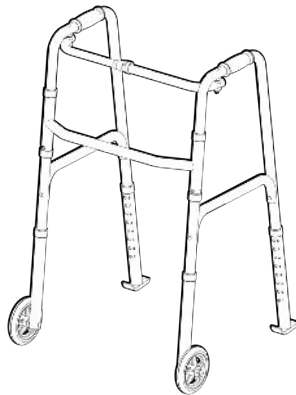


BASICS by Redum - PRODUCT RANGE


BASICS by Redgum offer a range of products including:



Step with handle
B68SH



Walking frame
with 5" wheels / rear glides
B4070WS



Seat walker
(Burgundy red + Silver)
B4204S



Bedside commode
B580



Bariatric commode chair
B588

Please contact BASICS by Redgum for further information:

T: +61 8 9248 4180 E: orders@for-de.com.au

A: 1 Business Way, Malaga Western Australia 6090

W: www.redgumbrand.com.au

DISTRIBUTOR:

BASICS

by **REDGUM**



Proudly Australian Owned and Operated